



# Chippewa

## CAMP GUIDE

For SPLs and Adults

2022 Edition

**\*\*This guide is for use while at camp\*\***

For planning information go to our website and review the information under **Planning For Camp**

[www.CampTomahawk.org](http://www.CampTomahawk.org)

# CAMP RULES

**Buddy System:** Scouts must use the buddy system when hiking or exploring around camp and should inform their leaders of their plans when leaving their campsite.

**Vehicles:** Parking in campsites is prohibited. Each campsite may park one vehicle in a short term lot. Additional accommodations are available at the discretion of the camp director. **Riding in the back of a pickup truck is strictly forbidden. Seat belts must be worn.**

**Bikes:** Bikes are allowed for all participants. Be respectful of other people on the road. Only ride on roads or designated bike trails. Helmets **MUST** be worn when using a bike. Park bikes upright and out of the way.

**Wildlife:** Follow the rules of the Bear Policy Manual at all times.

**Smoking:** Smoking will only be allowed in designated areas.

**Not allowed at camp:** Alcohol, personal firearms, and fixed blade knives.

More rules and policies can be found at [www.CampTomahawk.org](http://www.CampTomahawk.org), Keyword "rules".

# IN AN EMERGENCY

**Camp Phone Number: 612-261-2455**

**Camp Leadership:** During the night, the Camp Director sleeps in the Quarter Master Cabin behind the Trading Post. The Program Director sleeps in the Staff Tenting near the beach.

**Radios:** If you cannot find a staff member it is best to use the radio. There is a radio located in the **Dining Hall**.

## How to Use the Radio:

- How to Use the Radio:
- Say "TSR Chippewa Dining Hall to Chippewa Director"  
Repeat if no answer.
- Wait for this response: "Go ahead"
- Then state your emergency

# EMERGENCY PROCEDURES

## Emergency: THREE (3) HORN BLASTS

Upcoming Severe Weather, Missing Person, Lost Bather, Fire,

Unit Mobilization

1. All program areas stop
2. Scouts and leaders return to campsites
3. When entire unit is accounted for, unit sends two (2) runners to camp program building to report and receive information
4. If unit is unaccounted for after 15 minutes from sound of horn, send two (2) runners to report missing person(s) and receive information for the unit

Units remain in campsite on standby until runners return to campsite with instructions

## High Emergency: FOUR (4) HORN BLASTS

Severe Thunderstorm Warning, Tornado Warning, Weekly Drill

Unit Mobilization

1. All program stops
2. Scouts and leaders move to predesignated storm shelter (Note #1)
3. Units will receive instructions at pre-determined storm locations

## Extreme Emergency: SOLID HORN

Imminent Severe Weather

Unit Mobilization

1. All program areas stop
2. Scouts and leaders seek shelter immediately in nearest storm location
3. When the "all clear" is given, units return to campsites.
4. Units remain in campsite on standby until staff arrives with instructions.

**#1** If you are in Arapahoe, Dakota, Cheyenne, Crow, Pawnee, Santee, or Cherokee, head to the **Beach Shelter**. If you are in Comanche, Huron, Shoshone, Blackfoot, Winnebago, Fox or Seneca head to the **Blackfoot Shelter**.



# MONDAY

Time	Event	Location
7:30 AM	Cold Breakfast Available	Dining Hall
8:00 AM	Hot Breakfast Available	Dining Hall
8:30 AM	Flag Raising & Daily Announcements	Parade Field
8:45 AM To 10:25 AM	<b>Session 1 (MWF) Program Time</b>	Program Areas
10:35 AM To 12:15 PM	<b>Session 2 (MWF) Program Time</b>	Program Areas
12:30 PM	Lunch	Dining Hall
2:00 PM To 2:55 PM	<b>Unit Activity</b>	
3:00 PM To 3:55 PM	<b>Unit Activity</b>	
4:00 PM To 4:55 PM	<b>Unit Activity</b>	
6:00 PM	Flag Lowering & Supper (Class A Uniform)	Dining Hall
7:00 –8:30 PM	<ul style="list-style-type: none"> <li>• <b>Open Program</b></li> <li>• <b>Mile Swim—400 yard Swim</b></li> <li>• <b>High Adventure Fun Night (Note #1)</b></li> </ul>	Program Areas Beach Berglund Center

**Note #1:** High Adventure Fun Night is designed to give young scouts who aren't yet old enough a taste of our High Adventure Programs. **Scouts 13 and older should not attend.**

---



---



---



---



---

# TUESDAY

Time	Event	Location
7:30 AM	Cold Breakfast Available	Dining Hall
8:00 AM	Hot Breakfast Available	Dining Hall
8:30 AM	Flag Raising & Daily Announcements	Parade Field
8:45 AM To 10:25 AM	<b>Session 1 (TTH) Program Time</b>	Program Areas
10:35 AM To 12:15 PM	<b>Session 2 (TTH) Program Time</b>	Program Areas
12:30 PM	Lunch	Dining Hall
2:00 PM To 2:55 PM	<b>Unit Activity</b>	
3:00 PM To 3:55 PM	<b>Unit Activity</b>	
4:00 PM To 4:55 PM	<b>Unit Activity</b>	
6:00 PM	Flag Lowering & Supper (Class A Uniform)	Dining Hall
7:00 –8:30 PM	<ul style="list-style-type: none"> <li>• <b>Cooking Merit Badge Shopping (Note #1)</b></li> <li>• <b>Open Program</b></li> <li>• <b>Mile Swim—800 yard Swim</b></li> </ul>	Central Services Program Areas Beach

**Note #1:** Meet at bus stop to be transported to Central Services and visit the camp grocery store. Make sure you have your shopping list ready and approved by your counselor.

---



---



---



---



---

# WEDNESDAY

Time	Event	Location
7:30 AM	Cold Breakfast Available	Dining Hall
8:00 AM	Hot Breakfast Available	Dining Hall
8:30 AM	Flag Raising & Daily Announcements	Parade Field
8:45 AM To 10:25 AM	<b>Session 1 (MWF) Program Time</b>	Program Areas
10:35 AM To 12:15 PM	<b>Session 2 (MWF) Program Time</b>	Program Areas
12:30 PM	Lunch	Dining Hall
2:00 PM To 2:55 PM	<b>Unit Activity</b>	
3:00 PM To 3:55 PM	<b>Unit Activity</b>	
4:00 PM To 4:55 PM	<b>Unit Activity</b>	
5:30 PM	<b>Scoutmaster Dinner (#2) Beach Bash/Cheeseburgers in Paradise (#1)</b>	Central Services Beach
7:00 –8:30 PM	<ul style="list-style-type: none"> <li>• <b>Beach Bash</b> (Note #1)</li> <li>• <b>Open Program</b></li> </ul>	Beach Sub-Camp

**Note #1:** For supper, all scouts and adult leaders in camp will attend Cheeseburgers in Paradise and Beach Bash. Scouts will be required to stay at the beach

**Note #2:** All scoutmasters are invited to a dinner in the dining hall at central services. Each scoutmaster may bring up to 2 additional adult leaders. You may provide your own transportation or get on the bus when it returns scouts from older scout programs from 5:15 to 5:30.

# THURSDAY

Time	Event	Location
7:30 AM	Cold Breakfast Available	Dining Hall
8:00 AM	Hot Breakfast Available	Dining Hall
8:30 AM	Flag Raising & Daily Announcements	Parade Field
8:45 AM To 10:25 AM	<b>Session 1 (TTH) Program Time</b>	Program Areas
10:35 AM To 12:15 PM	<b>Session 2 (TTH) Program Time</b>	Program Areas
12:30 PM	Lunch	Dining Hall
2:00 PM To 2:55 PM	<b>Unit Activity</b>	
3:00 PM To 3:55 PM	<b>Unit Activity</b>	
4:00 PM To 4:55 PM	<b>Unit Activity</b>	
6:00 PM	Flag Lowering & Supper (Class A Uniform)	Dining Hall
7:00 –8:30 PM	<ul style="list-style-type: none"> <li>• <b>Open Program</b></li> <li>• <b>Mile Swim—Bring two rowers</b></li> <li>• <b>Closing Campfire Skit Try-outs</b></li> <li>• <b>Root Beer Run:</b> 5K run. Free root beer float to anyone that finishes.</li> </ul>	Sub-camp Beach Campfire Ring Dining Hall

---

---

---

---

---

---

---

---

---

---

# FRIDAY

Time	Event	Location
7:30 AM	Cold Breakfast Available	Dining Hall
8:00 AM	Hot Breakfast Available	Dining Hall
8:30 AM	Flag Raising & Daily Announcements	Parade Field
8:45 AM To	<b>Session 1 (MWF) Program Time</b>	Program Areas
10:35 AM To	<b>Session 2 (MWF) Program Time</b>	Program Areas
12:30 PM	Lunch	Dining Hall
2:00 PM To	<b>Unit Activity</b>	
3:00 PM To	<b>Unit Activity</b>	
4:00 PM To	<b>Unit Activity</b>	
6:00 PM	Flag Lowering & Supper (Class A Uniform)	Dining Hall
7:00 PM	<ul style="list-style-type: none"> <li>• Troop reflections (#1)</li> <li>• Advancement Summary delivered (#2)</li> <li>• Invoices delivered (#3)</li> <li>• Canvas Inspections (#4)</li> </ul>	Campsite
8:30 PM	Camp Wide Closing Campfire (class A uniform) Winner of the Camp Cup Announced (#5)	Campfire Ring

**#1:** After supper, a member of the staff will come to your campsite to host a reflection session with your Scouts. The purpose of this session is to help Scouts think deeply about their experience, reflect on what they learned and how they grew as a Scout throughout the week.

**#2:** You will be issued a Unit Advancement Summary and have it available to you by your Troop Reflection time. This summary will display to you which merit badges Scouts completed and which they received a partial. If you need one earlier, please contact your commissioner for assistance.

If your unit is planning to host your own Court of Honor after supper, please let your commissioner know and they can schedule a reflection for an earlier time. Additionally, with Patch Pick-up taking place Saturday morning, merit badges will not be available to hand out at a Troop Court of Honor, but Award Recognition Cards will be available to pick up at the trading post any time throughout the week.

**#3:** Billing: Final incidental charges will be processed by 7 pm. Invoices will be delivered to your campsite for you to review. Plan on paying your bill Saturday morning during Check-out at Central Services. We recommend the bank routing option for payment to avoid any convenience fees. Bring a checkbook to have your Unit's preferred bank routing information handy. If you have any questions about charges on your account, those can be resolved Saturday morning at Central Services.

**#4:** Commissioners will be inspecting any canvas at this time and staff will be instructing scouts on appropriate rolling/storage expectations for camp equipment.

**#5:** Closing campfire is a great way to finish out the week. All of our staff will be there. Scouts that tried-out a skit the night before and were approved will be able to perform in front of the whole camp. Recognitions from throughout the week will be given out at this time. Troops must be present at closing campfire to win the Camp Cup.

---

---

---

---

---

---

---

---

---

---

---

# SATURDAY

Time	Event	Location
7:00 AM	Breakfast (Note #1)	Campsite
8:00 to 10:00 AM	<p><b>Pack Up Campsite</b> Troop's will check themselves out of their campsites. We trust troops to leave their campsites in good repair and better than they found them. Please do the following:</p> <ul style="list-style-type: none"> <li>• Load troop trailers and vehicles</li> <li>• Canvas rolled tightly, tied, and stacked correctly in baker's tent.</li> <li>• Cots folded and stacked correctly in baker's tent.</li> <li>• Tent stakes clear of dirt. Loaded into milk crate neatly</li> <li>• Any broken equipment should be stored below bakers tent with a repair tag attached.</li> <li>• Any fire rings out — cold to touch</li> <li>• Campsite should be free of trash</li> <li>• Clean Latrine</li> <li>• Restock firewood</li> <li>• Make sure fire barrel is full and free of debris</li> </ul>	Campsite
	<p><b>Checkout</b> Have camp coordinator stop at Central Services on the way out of camp to:</p> <ul style="list-style-type: none"> <li>• Make any corrections to advancements</li> <li>• Sign advancement report</li> <li>• Pick up Merit Badges (Note: #2)</li> <li>• Pay your unit's bill</li> <li>• Turn in Medication Distribution Records</li> <li>• Turn in your Camp Feedback Form</li> <li>• Pick up this year's Tomahawk Patches</li> </ul>	Central Services

**Note #1:** Breakfast will be dropped off with Friday Dinner

---



---



---

# SCHEDULE NOTES

**Note #2:** All units attending camp will have merit badge orders filled automatically. You will not need to fill out a merit badge order form in order to get merit badges. These will be available Saturday morning when you check out. If your unit does not want merit badge patches from camp, please let your commissioner know.

A hard copy advancement report will be filled out for all merit badges earned. You may sign that form at patch order pickup, and it will serve as a backup. A hard copy will still be submitted to your council. It is still recommended that you update your own online records in addition to this form.

**There is a scout book report which you can find in your Scouting Event Registration under Reports which you can upload to your Scoutbook account.**

---



---



---



---



---



---



---



---



---



---



---



---



---



---



---



---

# PROGRAM/MERIT BADGES

Program/Merit Badge	Meeting Location
Advanced Sailing Bundle	Sioux Beach
Aqua Rig	Chippewa Marina
Archery MB	Archery Range
Astronomy MB	Ecology
ATV Tier 1: Safety Riding Course & Trail Ride	Berglund Center via Bus
ATV Tier 2: Extended Ride	Berglund Center via Bus
Basketry MB	Handicraft Shelter
Bird Study MB	Ecology
Brownsea	Parade Field
Camping MB	Scoutcraft
Canoeing MB	Beach
Chess MB	Dining Hall
Climbing MB	Climbing Tower
Cooking MB	Scoutcraft
Climbing Bundle	Berglund Center via Bus
Cycling MB	Berglund Center via Bus
Designed to Crunch/Whoosh	Berglund Center via Bus
Emergency Preparedness MB	Scoutcraft
Environmental Science MB	Ecology
Extended Horse Ride	Chippewa Horse Corral
First Aid MB	Parade Field
Fishing MB	Marina
Fly Fishing MB/Fishing MB Bundle	Marina
Forestry MB	Ecology
Horsemanship MB	Chippewa Horse Corral
High Ropes	Berglund Center via Bus

# PROGRAM/MERIT BADGES

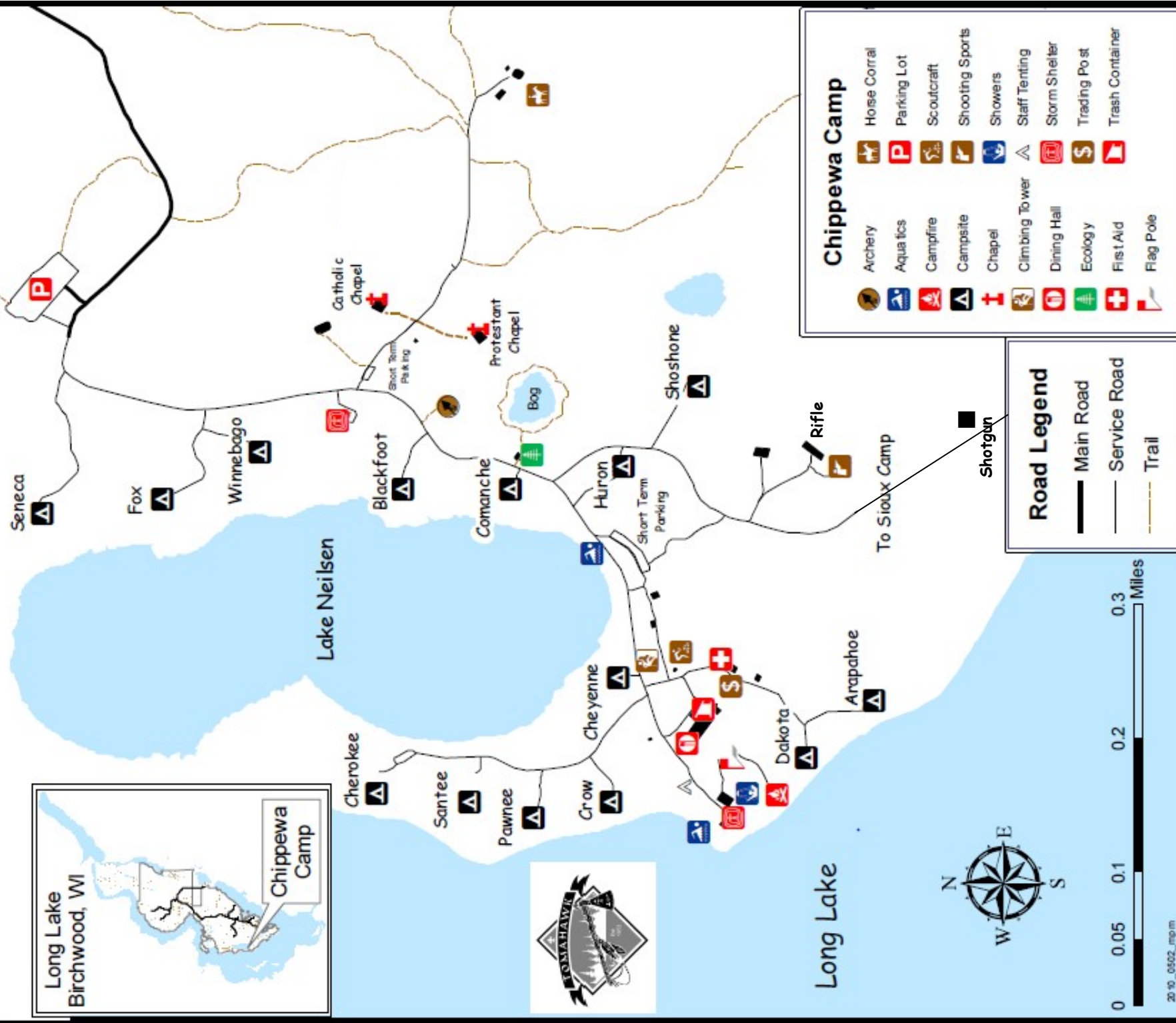
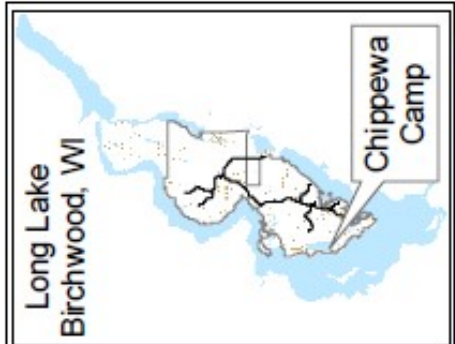
Program/Merit Badge	Location
Kayaking MB	Beach
Leatherwork MB	Handicraft Shelter
Lifesaving MB	Beach
Logging Overnight	Logging Camp via Bus
Mammal Study MB	Ecology
Mega Tower	Berglund Center via Bus
Mountain Biking Onsite	Berglund Center via Bus
Orienteering MB	Scoutcraft
Personal Fitness MB	Parade Field
Photography MB	Trading Post Patio
Pioneering MB	Scoutcraft
Rifle Shooting MB	Rifle Range
Rowing MB	Marina
Salesmanship MB	Trading Post
Shooting Sports Outpost	Berglund Center via Bus
Shotgun Shooting MB	Shotgun Range
Small Boat Sailing MB	Beach
Soil and Water Conservation MB	Ecology
Space Exploration MB	Ecology
Sparks	Berglund Center via Bus
Start your Engines/ Shoot	Berglund Center via Bus
Swimming MB	Beach
Weather MB	Ecology
White Water Bundle	Chippewa Marina
Wilderness Survival MB	Scoutcraft
Woodcarving MB	Handicraft Shelter



# Tomahawk Scout Reservation

N1910 Scout Road, Birchwood, WI 54817

# Chippewa Camp



Chippewa Camp	
	Archery
	Aquaatics
	Campfire
	Campsite
	Chapel
	Climbing Tower
	Dining Hall
	Ecology
	First Aid
	Flag Pole
	Horse Corral
	Parking Lot
	Scoutcraft
	Shooting Sports
	Showers
	Staff Tenting
	Storm Shelter
	Trading Post
	Trash Container

Road Legend	
	Main Road
	Service Road
	Trail



# BROWNSEA

Brownsea is designed to teach basic outdoor skills to 1st year Scouts. Many requirements won't be signed off during class, but will need to be demonstrated to adults or troop guides in the campsite. Commissioners can also assist with testing Scouts out on skills in the evening.

**Adult Leader Support:** At least one leader from each unit with Scouts enrolled in the Brownsea program should attend alongside the scouts to help with instruction, organization, and skill testing.

**Additional Requirements:** Aquatics, Hiking, and Lashing requirements can be accomplished during these troop activities in the afternoon.

- Troop Swim/First Class Aquatics
- Logging Camp/5 Mile Hike
- Pioneer Power
- Leave No Trace
- Conservation Project
- Nature Hike/ Bog Walk

**If you would like to work on additional requirements outside of class, please schedule that with the Brownsea director**

There are three Brownsea schedules which you can sign up for. Each track will complete the same requirements.

	A	B	C
<b>Sharp&amp;Pointy</b>	MON	TUE	WED
<b>Fire/Stove</b>	TUE	WED	THUR
<b>First Aid Flag</b>	WED	THUR	FRI
<b>Orienteering</b>	THUR	FRI	MON
<b>Nature</b>	FRI	MON	TUE

# BROWNSEA

The Brownsea program is broken into smaller patrols for programming throughout the week. Each patrol has a different schedule, but does each of the following activities below. If you anticipate scheduling conflicts, please communicate them with the Brownsea Director at the beginning of the week.

Nature Day	Tenderfoot 4b 2nd Class 1b 2nd Class 4 1st Class 1b 1st Class 5a
------------	--

Orienteering Day	2nd Class 3a 1st Class 4a
------------------	------------------------------

First Aid and Flag Day	Tenderfoot 7a First Class 7a First Class 7b
------------------------	---

Sharp and Pointy Day	Tenderfoot 3d 2nd Class 2b
----------------------	-------------------------------

Fire and Stove Day	2nd Class 2a 2nd Class 2c 2nd Class 2d
--------------------	--

# TROOP ACTIVITIES

Beach Activities	Program Notes/Costs/Etc
<b>Aqua Trampoline</b>	Must be Swimmer level
<b>First Class Aquatics</b>	May be paired with Troop Swim
<b>Ice Cream Outpost</b>	Must be Swimmer level. Beginners may go in a row-boat with a swimmer adult leader
<b>Voyageur Canoe</b>	Must be Beginner level
<b>Watermelon Maul</b>	Must be Beginner level. \$15 for watermelon.
<b>Troop Boating</b>	Must be Swimmer level. Beginners may go in a row-boat with a Swimmer adult leader
<b>Troop Swim/ Snorkeling</b>	

Ecology Activities	Program Notes/Costs/Etc
<b>Beaver Tails</b>	
<b>Conservation Project</b>	Required for the Tomahawk Troop Award. Wear closed toe shoes
<b>Leave No Trace</b>	Learn about Leave No Trace for Advancement
<b>Nature Hike/Bog Walk</b>	Learn about all the distinct ecosystems at camp
<b>Owl Pellets</b>	\$2 per owl pellet

Scoutcraft Activities	Program Notes/Costs/Etc
<b>Monkey Fist Knot</b>	
<b>Pioneer Power</b>	Build Pioneering Structures for Advancement
<b>Team Building</b>	
<b>Tie Dye</b>	\$10 per shirt
<b>Tomahawk Throwing</b>	Wear closed toe shoes
<b>Troop Climb</b>	Wear closed toe shoes
<b>Turks Head Slide</b>	
<b>Geocaching</b>	Meet at Trading Post to collect GPS Units
<b>Orienteering</b>	Meet at Scoutcraft to collect Maps and Compasses

# TROOP ACTIVITIES

Outside of Sub-Camp	Program Notes
<b>Bison Visit , Fire Tower, History and Bike Tours</b>	Meet at Berglund Center. Wear closed toe shoes. Each participant will be issued a bike to use for the activity. Troops drive themselves to Berglund Center.
<b>Disc Golf</b>	Meet at Berglund Center. Troops drive themselves to Berglund Center.
<b>5 Mile Hike</b>	Get maps and compasses from Scoutcraft
<b>Logging Camp Afternoon Session</b>	Hike or drive up to Logging Camp right after lunch and experience programs from 2:00pm to 4:00pm. Hike or drive back to camp in time for supper.
<b>Logging Camp Supper Session</b>	Hike or drive up to Logging Camp later in the afternoon and experience programs from 4:30pm to 5:30pm. Cook supper with logging camp staff and do one last program from 6:30pm to 7:30pm before returning back to your camp.

Ranges Activities	Program Notes/Costs/Etc
<b>Archery Shooting</b>	
<b>Rifle Shooting</b>	Two free rounds of shooting. \$.50 for each following 10 rounds shot
<b>Shotgun Shooting</b>	\$1.50 per Three shots

Horse Corral
<ul style="list-style-type: none"> <li>• \$20 per person. Charged to troop account.</li> <li>• Troops scheduled for 2 hours.               <ul style="list-style-type: none"> <li>• 15 minutes travel to corral</li> <li>• 20 minutes to gear up, review rules, and get on horses</li> <li>• 1 hour ride</li> <li>• 10 minutes to dismount, put gear away</li> <li>• 15 minutes travel back to camp</li> </ul> </li> <li>• Weight Limit: Must be under 225 lbs. to ride.</li> <li>• <b>Riders are required to wear closed-toe shoes and long pants</b></li> </ul> <p><i>People with hay fever or bee allergies must seek approval from the health officer before going to the horse corral.</i></p>

# TOMAHAWK TROOP/CREW AWARD

The Tomahawk Troop Award is designed as a tool to assist Scouts and adult troop leaders in building the quality and character of their troop and its individual members. The staff will be happy assist troop leaders in using this tool, but the Tomahawk Troop Award remains most valuable to the troop that uses it as a guide for their own troop operation.

## What are the Benefits?

Troops qualifying as a Tomahawk Troop are eligible to wear the Tomahawk Troop segment (Teepee) and will be able to display their troop neckerchief in the Dining Hall or Program Building.

## What are the Requirements?

1. Demonstrate use of the patrol method
2. Do a conservation or camp project. (From the approved list)
3. Conduct a campsite inspection and receive a score of 45 or above. (See your commissioner for help)
4. Conduct daily flag raisings and lowering your campsite
5. Practice Leave No Trace principles
6. Display reverence by saying grace at every meal and conduct or attend a religious service or vespers.
7. Conduct one or more Patrol Leaders Council Meetings per week.
8. Each Scout works on Brownsea, a merit badge or coaches another Scout.
9. Patrol Campsites are visually identified (Flags or Signs)
10. The Scouts are generally in Camp uniform.
11. Conduct a special group program. (Hike, canoe trip, etc.)
12. Conduct a Troop Campfire
13. Participate in Camp-Wide Programs
14. 85% of Scouts in the Troop are in attendance at Camp or other long term camp.

# CAMPSITE INSPECTION

The Camping Inspection can be conducted any time during your stay at camp by you commissioner

Scoring: 3 for exceptional, 2 for average, 1 for below average, 0 for non-performance.

- \_\_\_ Troop and patrol identified with signs and flags
- \_\_\_ American, Unit, and patrol flags displayed properly
- \_\_\_ Campsite well laid out (traffic patterns, safety patrol method)
- \_\_\_ Tent and tarps properly pitched with correct knots.
- \_\_\_ Campsite is clean.
- \_\_\_ Latrine is cleaned daily.
- \_\_\_ All equipment properly stored and cleaned.
- \_\_\_ Use of Unit bulletin board (schedule and Fireguard Plan posted)
- \_\_\_ Clothesline used for airing and drying
- \_\_\_ Living space in tents neat. Equipment and clothes properly stored
- \_\_\_ Unit first aid kit available. Scouts have knowledge of location.
- \_\_\_ Fireguard plan followed
- \_\_\_ Safe troop Site
- \_\_\_ Axe Yard large enough and marked off
- \_\_\_ Wood fuel cut and properly stored
- \_\_\_ Proper storage of fuels other than wood
- \_\_\_ Safe cooking area (or good manners in Dining Hall)
- \_\_\_ Proper food storage
- \_\_\_ Proper garbage and waste disposal
- \_\_\_ Respect for camp facility (no trenching, tree marking, etc.)
- \_\_\_ All vehicles are parked in proper area at all times (not in campsite or along road)
- \_\_\_ **Final Score**

# SEGMENTS

Emblem	Segment	Description
	4th of July	Be there for the 4th of July Parade
	Birthday	Have your birthday at camp!
	Bison	Visit the Bison Ranch
	Black Powder	Shoot Black Powder rifles at Logging Camp
	Bus	Ride the bus
	Camp Cup	Win the Camp Cup!
	Canoeing	Go canoeing.
	Clasped Hands	Complete a service or conservation project recommended by the ecology staff
	Clean	Demonstrate that a scout is clean by taking a shower throughout the week
	Climber	Climb natural rock through the Climbing Bundle High Adventure Program
	Closing Campfire	Participate in a skit at Closing Campfire
	Compass	Hike trails of Tomahawk using a map and compass.
	Disc Golf	Play our exciting disc golf course near the Berglund Center
	Driving Range	Try your hand at the driving range during evening program.
	Fire Tower	Climb the Phillippo Fire Tower
	Fish	Go fishing; catch and clean at least one fish
	Footprint	Hike at least 5 miles of Tomahawk's extensive trail system
	Geo-cache	Find three of the Tomahawk geocaches using a GPS device
	History	Go on the Berglund Center History Tour

# SEGMENTS

Emblem	Segment	Description
	Horse Corral	Go on a trail ride
	Leave No Trace	Attend a Leave No Trace awareness workshop, visit Ecology for details.
	Logging Camp	Visit the Knapp-Stout Logging Camp program
	Mega Tower	Climb to the top of the 60' Mega-Tower located near the Welcome Center
	Mountain Biking	Ride the Tomahawk Mountain Biking Trail
	Order of the Arrow	Be an OA Member and participate in an approved OA service Project
	Polar Bear Swim	Attend and participate in the Polar Bear Swim.
	Race Flags	Participate in Water polo, Volleyball, Chess, other camp competition.
	Reverent	Lead a prayer session, grace, and do a chaplain approved service project.
	Root Beer 5k	Participate in the Root Beer 5K
	Sailing	Go sailing
	Star Party	Participate in Star Party and learn about at least three constellations
	Storm Shelter	Visit the Storm Shelter during severe weather
	Target	Shoot at the Rifle or Shotgun and Archery Ranges
	Tepee	Become a Tomahawk Troop. See the requirements on page 22.
	Tree	Do an approved conservation project and complete an Ecology Merit Badge
	Years	Keep track of how many years you've been at Tomahawk

# TRADING POST PROCEDURES

**Note:** Scout Participant Patches are free and Adult Leader Patches are \$2.50

**Patch Ordering:**

- See the note on page 12 regarding Merit Badge Orders
- You can add additional patches on Saturday morning at Central Services
- **While Merit Badges are not available until Saturday Morning, Segments can be purchased throughout the week as they are earned at the Trading Post.**

# TRADING POST SCHEDULE

SUN	MON	TUES	WED	THU	FRI
Closed	8:45 am — 12:15 pm Adult Leader Only Trading Post Scouts should be focused on Merit Badges at this time				
	Closed for Lunch				
	1:00pm — 5:45pm				
	Closed for Supper				
6:30pm — 8:15pm	6:30 pm — 8:45 pm				6:30pm — 8:15pm

# BUS SCHEDULE

The bus does one trip to the Berglund Center and back mornings Monday-Friday, and afternoons Monday- Friday. The bus picks up and drops off at the ecology center. The bus does not have the capacity to transport whole troops to troop afternoon activities.

	Depart	Return
<b>Morning (Mon - Fri)</b>	8:45 AM	12:15 PM
<b>Afternoon (Mon-Fri)</b>	1:45 PM	5:15 PM

# NOTES

---

---

---

---

---

---

---

---

---

---

---

---



## SICK CALL

- **What is sick call?** Sick Call is a time where the Health Director and a volunteer doctor will be available to help with any health concerns you may have.
- **Location:** Central Services
- **Times:** Every morning except Saturday from 9 AM to 10 AM and every night except Sunday from 7 PM to 8 PM.

## YOUR CAMP COMMISSIONER

Commissioner's Name: \_\_\_\_\_

You will meet with your commissioner Everyday.

The time I meet each day with my commissioner is: \_\_\_\_\_

### What can they help you with?

- Answering general camp questions
- Reschedule activities
- Contacting the Ranger for Campsite Repairs
- Contacting the Camp Director for Campsite Supplies
- Equipment needs

## CONTACT INFORMATION

**Camp Phone Number:** 612-261-2455

**Camp Email:** info@camptomahawk.org

**Mail in Camp:** We receive and sort mail on a daily basis. Please remind parents that it can take three days for mail to reach Tomahawk, so please write early.

### Mail should be addressed:

### For Example:

Name	Johnny Scout
Site Name and Unit Number	Miami—Troop 1910
Camp Name	Sioux Camp
Tomahawk Scout Camp	Tomahawk Scout Camp
N1910 Scout Road	N1910 Scout Road
Birchwood, WI 54817	Birchwood, WI 54817

## SIGN UP FOR TEXT NOTIFICATIONS

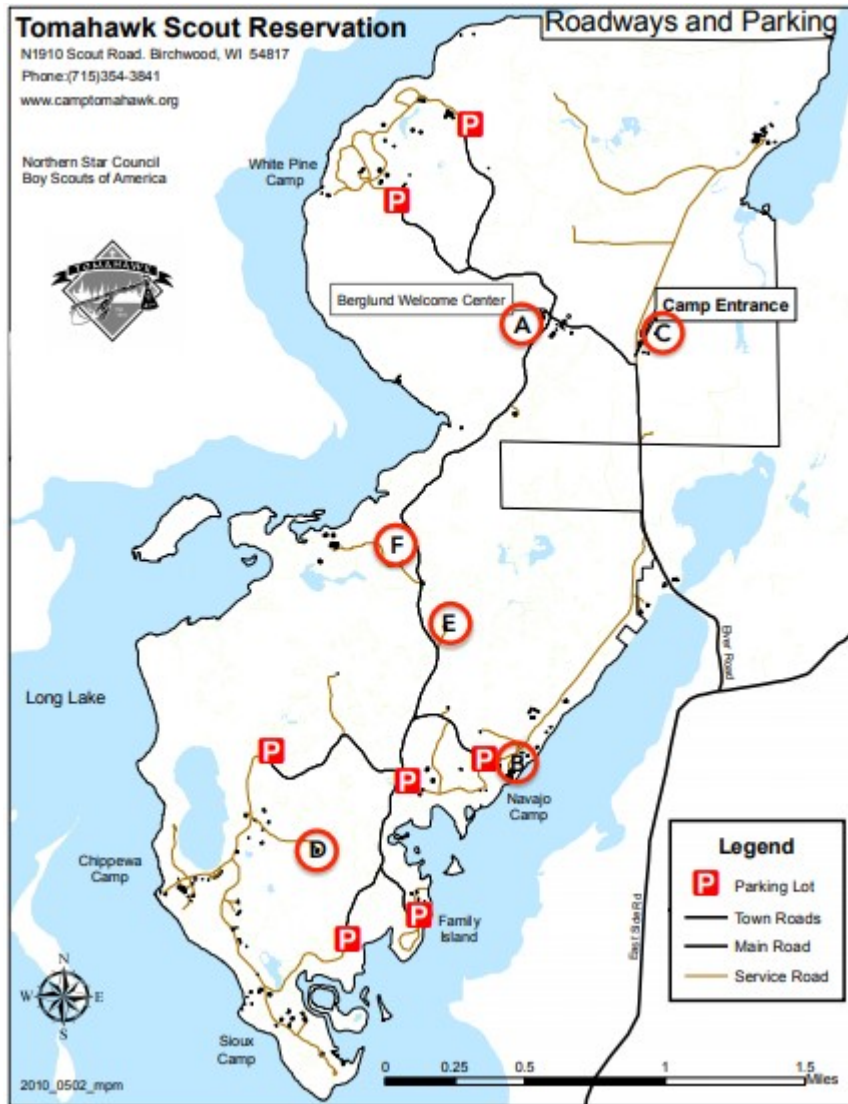
Stay in the loop while at camp! With our texting service, you can receive updates about Tomahawk to your phone. We send out one text a day letting you know what is going on at camp and we will send out notifications of possible severe weather.

Text @**TomahawkChip** to **81010** in order to be added to the service.

## WI-FI LOCATIONS

**Wi-Fi** can be found at the Berglund Center and Central Services.





**Key:**

- |                     |                 |
|---------------------|-----------------|
| A. Berglund Center  | D. Horse Corral |
| B. Central Services | E. Fire Tower   |
| C. Gruenhagen Shop  | F. Logging Camp |